



GRADE I



SUMMERS

*Summer summer are already here,
Let's give summer a big cheer,
Of this fact, I'm surely clear
Summer is the best time of the year.*



Dear Parents,

As the school closes for the summer holidays on May 12th 2019, we have planned some interesting engagement for your child. We have designed worksheets according to the syllabus covered till date. We request you to take printout (coloured/Black & white) and make your ward revise the concepts done till date.

Kindly get the spiral binding done for the following worksheets and send along with your ward after the vacation.

Note:- Help your ward to complete the English Cursive Book in this Vacation. Don't forget to put the date. Daily one page

Note:- Help your ward to read a small story book in English and make them understand the moral of the story. After vacation they will narrate that story in the class in English.

Note:- Encourage your ward to follow all the magic words in their daily routine.
Like:- Thank you, Excuse Me, Sorry, Please, Welcome

Wishing You All a Happy Time Together 

Worksheet - I









Write the before, after and in between numbers

Before 	Between 	After 
 ← 	  	 → 
 ← 	  	 → 
 ← 	  	 → 
 ← 	  	 → 
 ← 	  	 → 
 ← 	  	 → 

WORKSHEET - II



Write the missing numbers in words:

	seventeen	eighteen	nineteen	twenty
	five	six		
	nine	ten		
	fourteen	fifteen		
	ten		twelve	
		three		five
	twenty			seventeen
			ten	nine

WORKSHEET - III

Search the following words in the puzzle

home

nose

cone

baby

lady

table

total

human

iron

hotel

a	z	f	q	l	k	v	r	y	o
h	j	w	l	a	m	t	m	n	h
q	b	e	u	d	a	p	l	z	o
c	b	a	b	y	z	i	p	p	t
t	c	u	a	y	x	r	o	r	e
a	o	d	c	a	t	o	t	a	l
b	n	o	s	e	r	n	w	g	k
l	e	w	r	s	d	a	h	e	u
e	x	l	o	e	h	u	m	a	n
b	k	h	h	o	m	e	s	g	p

WORKSHEET – IV

- 1. Read chapter 1- 4 of Value education book and underline the hard words.**
- 2. Paste pictures of any 8 famous monuments in the copy. Read about them, label them and write their location also in G.K. Copy.**
- 3. Cut and paste any 12 major headlines from sports section of the recent newspaper and paste them in your copy. Make a colourful and attractive background for each headline in G.K. Copy.**
- 4. Make something creative with empty cold drink bottle or with any waste thing as best out of waste.**

WORKSHEET-V

MATHS

1. Make a calendar of your birthday month on an A-4 size sheet and highlight your birth date.
2. Learn the spelling of all the months and write in your notebook.
3. Learn the spellings of all the days and write in your notebook.
4. Make a model of clock with moving hands and label the numbers properly.
5. Learn and revise the tables of 2 to 10 and then write in your maths copy.

During summer vacations you will be visiting several places. Plan a visit to any two places of tourist interest in Patna (e.g. Gholghar , Museum , Planetarium etc or any place you visit with your family .) along with your family and work out the total expenses for each trip . You can include the following expenses. :-

* Cost of travelling	
* Sight-seeing expenses(Entry fare)	
* Expenditure on shopping	
* Money spent on food /refreshments	
* Other expenses	
TOTAL	

- What will be the total expenditure of the trip?

- Arrange the expenditure from the lowest to the highest amount (ascending order).

- Where did you spend the maximum amount?

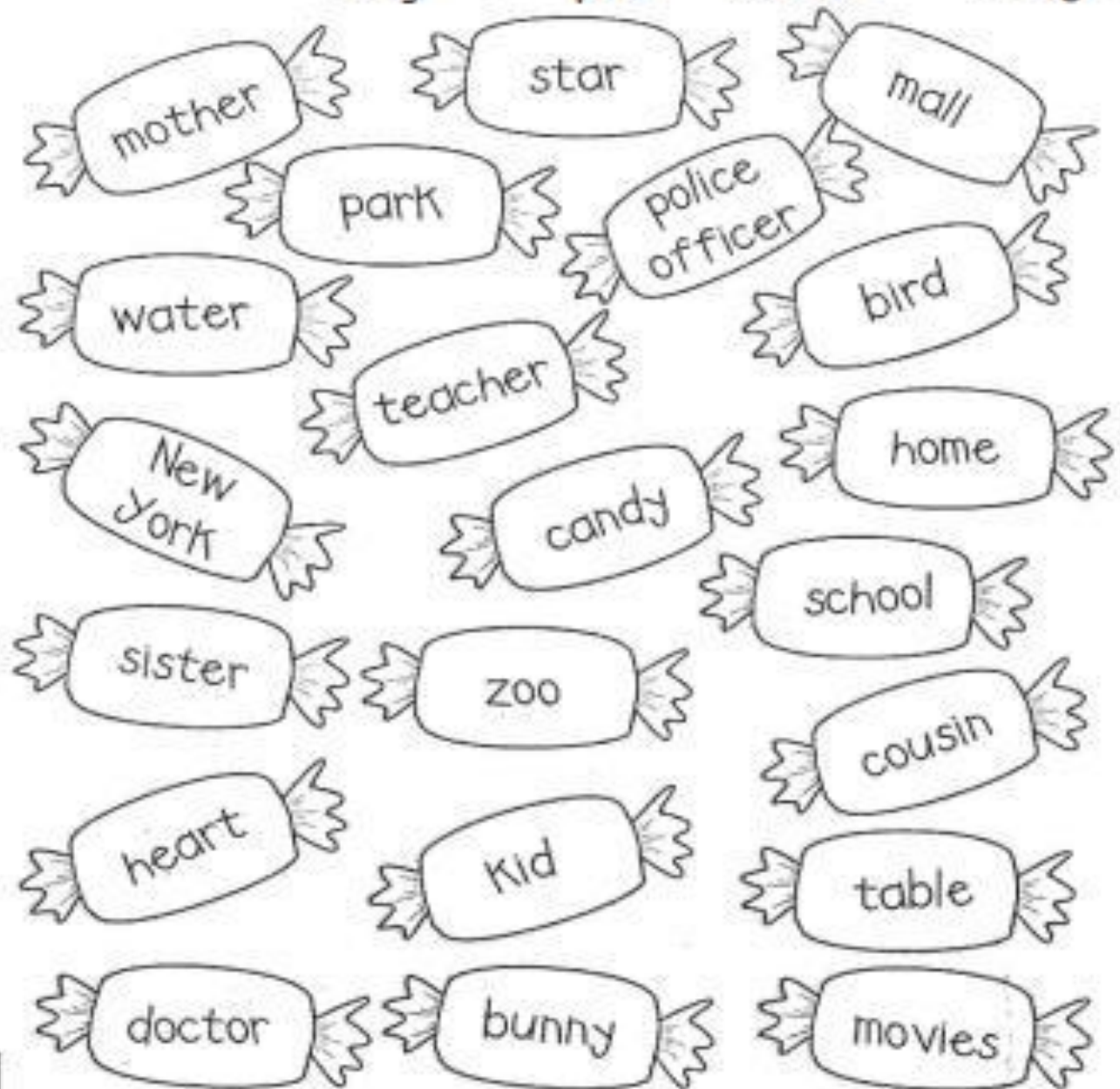
WORKSHEET -VI

Q. Do the following worksheet and paste in English copy.

SWEET NOUNS

Read the nouns on the candy. Use the colour code to colour the candy

Colour Code : person - red place - purple
 thing - pink animal - orange



English worksheet for grade 1

Name: _____ Date: _____

Topic – Reading comprehension

Read-

Today is Sunday. It is a bright and beautiful day. Pihu and her friends are playing on a beach.

Rohan is making a sand castle. Aarav is collecting shells in a bucket. Tia is taking a nap under an umbrella. Pihu is swimming in the sea. There are many fish in the sea. Birds are flying.

Children have a beach set to play. There is a crab near the basket. They all are having fun.



Answer the following questions in one word.

Q1. Which day is today?

Ans- _____

Q2. Where are Pihu and her friends playing?

Ans- _____

Q3. Who is making a sand castle?

Ans- _____

Q4. What is there near the basket?



Ans- _____

Adding with pictures, sums to 30

Grade 1 Addition Worksheet

Add the objects and write the sum.



1)  +  =



2)  +  =



3)  +  =

4)  +  =



5)  +  =



6)  +  =

7)  +  =



8)  +  =



9)  +  =


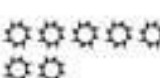
10)  +  =

11)  +  =

12)  +  =

13)  +  =

14)  +  =

15)  +  =

16)  +  =

3

Finish each sentence with the correct word from the box.

8 points per question

read	sing	watch	chair	make
------	------	-------	-------	------

- (1) I _____ my book in class.
- (2) My _____ has four legs.
- (3) We _____ a song about the flag.
- (4) My _____ tells time.
- (5) I like to _____ things with string.

4

Read the sentences below. Circle the "T" if the sentence is true, or correct. Circle the "F" if the sentence is false, or wrong.

5 points per question



- (1) There are five plants on the big desk. T F
- (2) The string is on top of the drum. T F
- (3) The fish is in the sea. T F
- (4) The man in blue reads the book. T F

1. HINDI : प्रतिदिन एक पृष्ठ सुलेख लिखे ।

आ से औ तक के मात्रा वाले दस दस शब्द लिखे ।

दस फलों , सब्जियों और पेड़ों के नाम लिखे ।

हिन्दी वर्तनी याद करे ।

नोट - इन सभी कार्यों को अलग कॉपी में लिखना है ।

2. COMPUTER –

Note:- Please purchase Scrap Book for the computer homework.

- a. Paste Five Natural Things as well as Five Man made things.
- b. Paste Five machines that runs on fuel.
- c. Paste the computer parts in your Scrap Book.
- d. Learn all the question answers of ch-1.